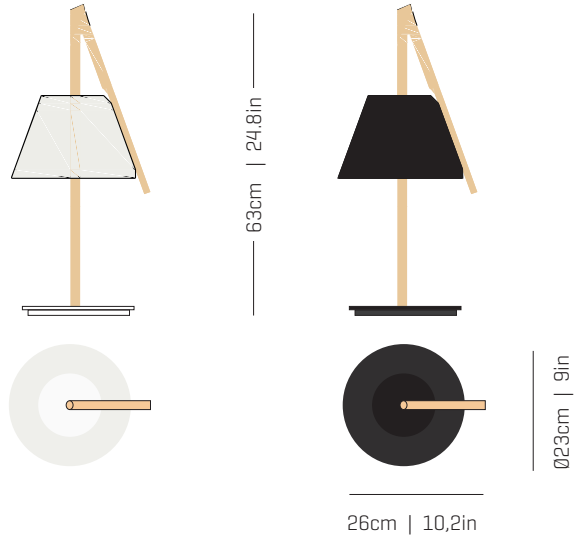


# a

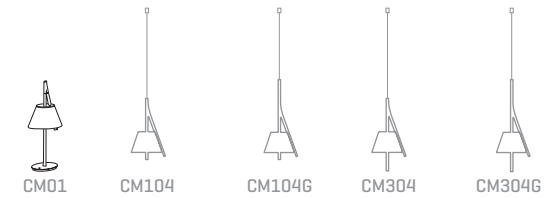
## emotional light

cambo collection

LED



ref. CM01




Approximate measurements  
Medidas aproximadas

### MATERIALS & COMPONENTS | MATERIALES & COMPONENTES

#### LAMPSHADE | TULIPA


Painted stainless steel | One color to choose  
Acero inoxidable pintado | Un color a elegir



BL



N



CUSTOM  
COLOR

Beech wood | Madera de haya

Painted aluminum | Aluminio pintado

Built-in diffuser | Difusor incorporado

#### CANOPY AND CABLE

##### FLORÓN Y CABLE

Steel painted in matt black  
Acero pintado en negro mate

Black cable

Cable negro

Standard: 150cm | 59,1in

Length/largo customizable

120V: 200cm | 78,7in

#### LIGHT SOURCE BUILT IN

##### FUENTE DE LUZ INCLUIDA

230V - 50Hz



7W 2700K 850lm built-in

Dimming system: PHASE CUT

This product contains  
a light source of energy  
efficiency class **D**  
Este producto contiene una  
fuente luminosa de la clase  
de eficiencia energética **D**



120V - 60Hz



7W 2700K 850lm built-in

Dimming system: PHASE CONTROL & 0-10V

### OTHER DATA | OTROS DATOS

#### NET WEIGHT

##### PESO NETO

1,90kg | 4,2lb

#### PACKAGING

##### EMBALAJE

31x32x73cm | 12,2x12,6x28,7 in

2,5kg | 5,5lb

#### ELECTRICAL FEATURES

##### CARACTERÍSTICAS ELÉCTRICAS



#### CERTIFICATIONS

##### CERTIFICACIONES

